

Dry Work Presses – Air operated

FPA2-D, FPA3-D, FPA4-D



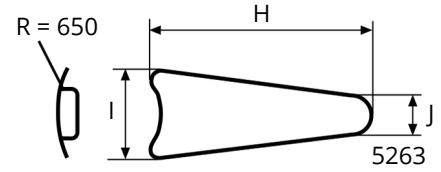
Features and benefits

- Even distribution of steam from head and buck moistens the fabric to remove creases
- Adjustable pressure regulator for pressing different fabrics
- Buck vacuum, holds fabric in place and dries it
- Air operated reduces operator fatigue
- Safety two button closing improves operator safety (only FPA2-D/FPA3-D)
- Foot closing for hands free operation (only FPA4-D)
- Padded head avoids glazing the fabric
- Padded buck reduces impressions

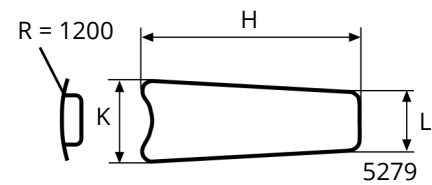
Main options

- Features that simplify the installation
 - Integral 10, 12, 15 or 18 kW boiler
 - Integral vacuum fan
 - Integral air compressor
- All steam iron for safe operation
- Electric steam iron
- Safety head guard (CE) improves operator safety (standard on FPA4-D)
- Steam, steam/air gun and spotting arm for removal of spots (only FPA2-D/FPA3-D)
- Teflon coated head plate durable head cover (only FPA2-D/FPA3-D)

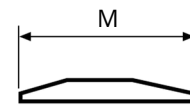
Electrical connections	Standard	Built-in boiler	Built-in compressor	Built-in vacuum
Voltage 208-240V 3 AC 50/60 Hz kW 380-415V 3/3N AC 50/60 Hz kW		alt. 10 12 15 18	1.1	0.25 4
Steam, air and vacuum connection				
Steam	DN 15	-	15	15
Rec. steam pressure	kPa 400-600	-	400-600	400-600
Steam consumption	kg/h 14-25	-	14-25	14-25
Condensate	DN 15	-	15	15
Water supply	mm -	Ø13	-	-
Boiler drain	DN -	15	-	-
Compressed air	DN 10	10	-	10
Rec. air pressure	kPa 800-1000	800-1000	-	800-1000
Air consumption	l/h 400	400	-	400
Vacuum	mm Ø100	Ø100	Ø100	-
Vacuum air consumption	m ³ /h 900	-	-	500
Vacuum depression	mm H ₂ O 10-20	-	-	5-8
Shipping data				
	net, kg	279	374	374
	crated, kg	330	425	425
	boxed, kg	394	489	489
Dimensions in mm				
A Width		1450	1450	1450
B Depth		1135	1135	1135
C Height		1450	1450	1450
D		1250	1250	1250
E		1030	1030	1030
F		800	800	800
G		920	920	920
H		1190	1190	1190
I		470	470	470
J		205	205	205
K		445	445	445
L		325	325	325
M		540	540	540
N		180	180	180
O		140	140	140
1 Control panel	5 Air connection			
2 Electrical connection	6 Water supply			
3 Steam connection	7 Boiler drain			
4 Condensate	8 Vacuum outlet			



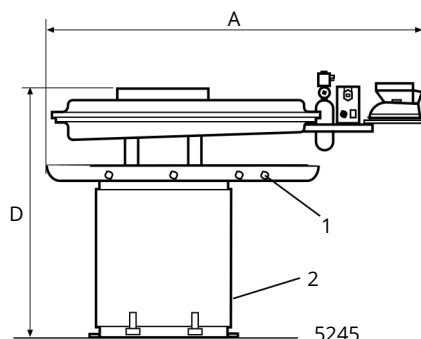
Utility legger shape
FPA2-D shown



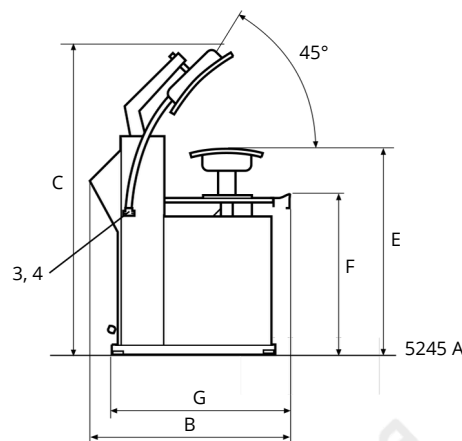
Legger shape
FPA3-D shown



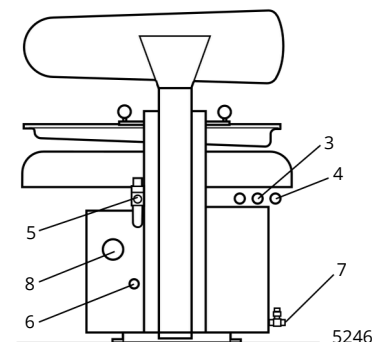
Topper shape
FPA4-D shown



Front



Left side



Rear side